








Altamate 2014

Halifax Alta Gymnastics Club ~ Halifax ~ February 21-23, 2014

L3 13&>

ID #	Gymnast's Name	Club	City	YOB (Age)	Floor Sol 			Pom. H. Arçons 			Rings Anneaux 			Vault Saut 			Par. Bars Barres p 			Hor. Bar Barre f 			All Around Total 		
					D	Score	Rk	D	Score	Rk	D	Score	Rk	D	Score	Rk	D	Score	Rk	D	Score	Rk	D	Score	Rk
22	Michael Drover	Campia L3 13 Nfld		2000 (13)	13.4	12.500	1	13.5	12.850	1	12.2	11.200	1	12.8	11.600	2	13.2	11.250	3	12.1	11.400	1	77.2	70.800	1
21	Josh Battcock	Campia L3 13 Nfld		2000 (13)	13.2	12.050	6	12.5	11.500	3	12.2	10.700	5	12.8	11.900	1	13.1	10.500	7	12.1	10.950	3	75.9	67.600	2
4	Nate Dixon	Alta L3 13&>	Halifax	2000 (13)	13.2	12.300	2	12.3	10.850	4	11.9	10.750	4	12.0	11.000	5-T	13.1	11.700	2	12.1	10.700	5-T	74.6	67.300	3
23	Jack Hong	Campia L3 13 Nfld		2000 (13)	13.3	12.150	3-T	12.2	10.500	5	11.9	10.850	2-T	12.0	11.000	5-T	13.0	10.700	6	12.1	11.050	2	74.5	66.250	4
24	Gabriel Sorensen	Campia L3 13 Nfld		1999 (14)	13.3	12.150	3-T	12.2	10.400	6	11.9	10.500	6	12.8	10.550	10	13.2	11.800	1	12.1	10.800	4	75.5	66.200	5
5	Andrew Moffatt	Alta L3 13&>	Halifax	2000 (13)	13.1	11.950	9	12.6	11.600	2	11.9	10.100	8	12.0	10.850	7	13.1	10.950	4	12.1	10.700	5-T	74.8	66.150	6
12	Barrett Ferguson-Losier	Titans L3 13& Dartmouth		2000 (13)	13.1	11.150	12	12.4	10.100	7-T	11.9	10.250	7	12.0	10.750	8-T	12.5	9.350	10-T	12.1	10.450	8	74.0	62.050	7
11	Bryce Ross	Titans L3 13& Dartmouth		1999 (14)	13.2	12.000	7-T	12.3	7.350	11	11.9	10.850	2-T	12.4	11.200	4	13.1	9.750	9	12.1	10.600	7	75.0	61.750	8
3	Ben Beazley	Alta L3 13&>	Halifax	2000 (13)	13.1	11.600	11	12.3	10.100	7-T	11.9	9.850	9	12.0	10.300	11	12.6	9.800	8	11.5	9.550	9	73.4	61.200	9
31	Donovan Ching	IGA L3 13&>	PEI	2000 (13)	13.3	12.000	7-T	12.2	7.750	10	11.8	9.450	10	12.8	11.550	3	12.6	9.350	10-T	11.6	8.500	12	74.3	58.600	10
16	Brady Kennedy	Salto L3 13& Pictou		2000 (13)	13.2	12.100	5	11.5	5.400	12	11.9	8.900	11	12.0	10.750	8-T	13.1	10.800	5	12.1	8.900	10	73.8	56.850	11
13	Joseph Lahey	Titans L3 13& Dartmouth		2000 (13)	13.2	11.700	10	12.3	8.700	9	11.8	8.500	12	12.0	10.000	12	8.8	7.400	12	12.0	8.550	11	70.1	54.850	12
10	Sebastian Grossett	Titans L3 13& Dartmouth		1997 (16)	SCR	0.000		SCR	0.000		SCR		SCR	0.000		SCR		SCR		SCR	0.000				