








# Altamate 2014

Halifax Alta Gymnastics Club ~ Halifax ~ February 21-23, 2014

## L3 <13

ID #	Gymnast's Name	Club	City	YOB (Age)	Floor Sol 			Pom. H. Arçons 			Rings Anneaux 			Vault Saut 			Par. Bars Barres p 			Hor. Bar Barre f 			All Around Total 		
					D	Score	Rk	D	Score	Rk	D	Score	Rk	D	Score	Rk	D	Score	Rk	D	Score	Rk	D	Score	Rk
1	<b>Alexander Miller</b>	Alta L3 <13	Halifax	2001 (12)	13.1	<b>11.750</b>	8	12.5	<b>11.350</b>	2	11.9	<b>10.400</b>	5	12.0	<b>10.550</b>	8-T	12.6	<b>11.450</b>	1	12.1	<b>11.100</b>	1-T	74.2	<b>66.600</b>	1
19	<b>Carter Fridgen</b>	Campia L3<13 Nfld		2001 (12)	13.1	<b>12.050</b>	2-T	12.7	<b>11.550</b>	1	11.9	<b>10.550</b>	4	12.0	<b>9.800</b>	15	12.5	<b>10.600</b>	4	12.1	<b>10.900</b>	3	74.3	<b>65.450</b>	2
20	<b>Mitchel McCarthy</b>	Campia L3<13 Nfld		2001 (12)	13.1	<b>11.700</b>	9-T	12.3	<b>10.650</b>	6	11.9	<b>10.900</b>	2	12.0	<b>10.650</b>	6	13.1	<b>11.100</b>	2-T	12.0	<b>9.900</b>	6	74.4	<b>64.900</b>	3
29	<b>Jesse Robertson</b>	IGA L3<13	PEI	2001 (12)	13.3	<b>12.450</b>	1	12.5	<b>11.150</b>	3-T	11.9	<b>10.100</b>	6-T	12.4	<b>10.700</b>	5	13.2	<b>10.000</b>	6	12.1	<b>10.250</b>	4	75.4	<b>64.650</b>	4
2	<b>Kieran Price</b>	Alta L3 <13	Halifax	2001 (12)	13.1	<b>11.850</b>	6-T	12.2	<b>10.100</b>	8	11.9	<b>10.800</b>	3	12.0	<b>10.550</b>	8-T	12.6	<b>11.100</b>	2-T	12.1	<b>10.100</b>	5	73.9	<b>64.500</b>	5
18	<b>Samuel Trenholm</b>	Spartans L3< Truro		2002 (11)	13.2	<b>12.050</b>	2-T	12.5	<b>8.050</b>	12-T	11.9	<b>10.950</b>	1	12.0	<b>11.000</b>	2	12.7	<b>9.500</b>	7	12.1	<b>11.100</b>	1-T	74.4	<b>62.650</b>	6
8	<b>Isaiah Jarvis</b>	Titans L3<13	Dartmouth	2001 (12)	13.2	<b>11.700</b>	9-T	12.3	<b>10.000</b>	10	12.2	<b>9.650</b>	9	12.4	<b>11.100</b>	1	13.1	<b>10.200</b>	5	12.1	<b>9.550</b>	10	75.3	<b>62.200</b>	7
7	<b>Alexeis Brouillard</b>	Titans L3<13	Dartmouth	2000 (13)	13.1	<b>11.400</b>	11	12.2	<b>10.300</b>	7	11.9	<b>9.700</b>	8	12.0	<b>10.100</b>	14	12.5	<b>8.500</b>	10	12.1	<b>9.750</b>	8	73.8	<b>59.750</b>	8
6	<b>CJ March</b>	Titans L3<13	Dartmouth	2000 (13)	13.2	<b>11.250</b>	12	12.3	<b>9.700</b>	11	11.9	<b>10.100</b>	6-T	12.0	<b>10.350</b>	12	12.6	<b>8.200</b>	11	12.1	<b>9.800</b>	7	74.1	<b>59.400</b>	9
28	<b>Jacob Carver</b>	IGA L3<13	PEI	2001 (12)	13.1	<b>12.050</b>	2-T	12.6	<b>10.050</b>	9	11.9	<b>8.400</b>	13	12.4	<b>10.600</b>	7	13.1	<b>9.150</b>	9	12.1	<b>8.800</b>	11	75.2	<b>59.050</b>	10
33	<b>Jacob Levesque</b>	Fundy L3<3	NB	2001 (12)	13.1	<b>11.900</b>	5	12.5	<b>11.150</b>	3-T	11.9	<b>9.550</b>	10	12.0	<b>10.300</b>	13	11.9	<b>5.400</b>	13	11.9	<b>8.350</b>	13	73.3	<b>56.650</b>	11
17	<b>Quinn Cashen</b>	Spartans L3< Truro		2002 (11)	12.1	<b>10.300</b>	14	12.5	<b>11.000</b>	5	11.8	<b>8.800</b>	12	12.0	<b>10.400</b>	11	12.6	<b>6.000</b>	12	12.1	<b>8.500</b>	12	73.1	<b>55.000</b>	12
14	<b>Darrion Hamilton</b>	Salto L3<13	Pictou	2001 (12)	11.1	<b>9.900</b>	15	11.7	<b>8.050</b>	12-T	11.9	<b>6.550</b>	15	12.0	<b>10.750</b>	4	13.1	<b>9.250</b>	8	12.0	<b>9.700</b>	9	71.8	<b>54.200</b>	13
9	<b>Matthew Sampson</b>	Titans L3<13	Dartmouth	2002 (11)	13.3	<b>11.850</b>	6-T	12.1	<b>7.750</b>	14	11.7	<b>9.050</b>	11	12.0	<b>10.850</b>	3	SCR			11.4	<b>8.300</b>	14	60.5	<b>47.800</b>	14
15	<b>Patrick Minehan</b>	Salto L3<13	Pictou	2001 (12)	12.5	<b>11.050</b>	13	10.6	<b>1.600</b>	15	11.8	<b>7.000</b>	14	12.4	<b>10.500</b>	10	11.8	<b>4.850</b>	14	11.4	<b>8.150</b>	15	70.5	<b>43.150</b>	15
30	<b>Baylen Jupp</b>	IGA L3<13	PEI	2001 (12)	SCR	0.000		SCR	0.000		SCR			SCR	0.000		SCR			SCR	0.000				