

Prince Edward Classic 2012

Island Gymnastics Academy ~ Charlottetown, PE ~ January 27, 28 & 29, 2012



Level 3 <13








ID #	Gymnast's Name	Club	Floor Sol			Pom. H. Arçons			Rings Anneaux			Vault Saut			Par. Bars Barres p			Hor. Bar Barre f			All Around Total AA		
			D	Score	Rk	D	Score	Rk	D	Score	Rk	D	Score	Rk	D	Score	Rk	D	Score	Rk			
347	Landon Duquette	Alta L3 <13	3.4	12.600	1	3.4	12.650	2	2.7	11.900	2	3.0	12.100	2	2.6	11.400	1	2.3	11.550	1	17.4	72.200	1
353	Will Jackson	Alta L3 <13	3.1	12.100	2	3.4	11.650	4	3.1	11.200	4	3.0	11.900	4	2.6	11.000	2	2.1	10.100	2	17.3	67.950	2
350	Nolan Field	Alta L3 <13	3.1	11.750	5	3.3	11.200	6	3.1	12.400	1	3.0	12.050	3	2.5	10.500	4	2.3	9.850	4	17.3	67.750	3
341	Payton Baird	Alta L3 <13	3.1	11.900	3	3.4	11.500	5	2.7	11.350	3	3.0	11.400	6-T	2.1	10.150	6	2.1	9.750	5	16.4	66.050	4
440	Colton MacMullin	Titans L3 <13	3.1	11.700	6	3.3	11.950	3	2.7	10.800	5	3.0	11.600	5	2.4	8.950	7	2.1	9.900	3	16.6	64.900	5
381	Cameron MacMaster	Fundy L3 <13	3.3	11.800	4	5.2	13.700	1	2.6	9.550	8	3.0	12.200	1	2.6	10.400	5	2.4	7.200	9	19.1	64.850	6
423	Liam Simpson	Spartans L3 <13	3.1	10.800	7	3.3	9.300	9	2.9	10.400	6	3.0	11.400	6-T	2.5	10.750	3	2.0	5.250	10	16.8	57.900	7
441	CJ March	Titans L3 <13	2.9	9.800	9	3.3	9.050	10	2.5	10.200	7	3.0	11.200	10	2.1	8.700	8	2.1	8.000	8	15.9	56.950	8
390	Donovan Ching	IGA L3 <13	2.8	9.700	10	3.3	9.900	7	2.9	8.600	9	3.0	11.300	9	1.8	7.500	9	2.0	8.700	6	15.8	55.700	9
433	Barrett Ferguson-Losier	Titans L3 <13	2.8	9.900	8	3.3	9.750	8	2.5	8.300	10	3.0	11.400	6-T	1.9	6.800	10	2.0	8.400	7	15.5	54.550	10

Prince Edward Classic 2012

Island Gymnastics Academy ~ Charlottetown, PE ~ January 27, 28 & 29, 2012



Level 3 13+








ID #	Gymnast's Name	Club	Floor Sol 			Pom. H. Arçons 			Rings Anneaux 			Vault Saut 			Par. Bars Barres p 			Hor. Bar Barre f 			All Around Total 		
			D	Score	Rk	D	Score	Rk	D	Score	Rk	D	Score	Rk	D	Score	Rk	D	Score	Rk			
378	Jacob Fudge	Fundy L3 1	3.6	12.500	1	5.0	13.850	1	3.0	11.150	2-T	3.4	12.600	1	2.5	10.700	2	2.5	8.600	3	20.0	69.400	1
377	Liam Dalton	Fundy L3 1	3.4	11.000	3	4.5	12.150	2	2.9	11.150	2-T	3.4	11.900	2	3.2	11.550	1	2.3	7.750	4	19.7	65.500	2
399	Kalyon MacPhail	IGA L3 13+	2.8	9.500	4	3.5	11.300	3	3.1	11.200	1	3.0	10.800	4	2.3	10.050	3	2.1	10.000	1	16.8	62.850	3
407	Phillip Udalay	IGA L3 13+	3.2	11.100	2	3.3	8.150	4	2.9	9.950	4	3.0	11.000	3	2.1	8.950	4	1.9	8.700	2	16.4	57.850	4

Prince Edward Classic 2012

Island Gymnastics Academy ~ Charlottetown, PE ~ January 27, 28 & 29, 2012



Level 4 <13

ID #	Gymnast's Name	Club	Floor Sol 			Pom. H. Arçons 			Rings Anneaux 			Vault Saut 			Par. Bars Barres p 			Hor. Bar Barre f 			All Around Total 		
			D	Score	Rk	D	Score	Rk	D	Score	Rk	D	Score	Rk	D	Score	Rk	D	Score	Rk			
439	Ryan Lowe	Titans L4 <	3.6	12.100	2	3.6	11.750	1	3.6	12.450	1	3.8	12.250	2	2.9	11.650	1	3.0	11.000	3	20.5	71.200	1
432	Alex England	Titans L4 <	3.7	11.900	3	3.3	9.700	2	3.2	12.400	2	3.0	11.300	3	2.6	10.850	3	2.2	11.050	2	18.0	67.200	2
386	Colin Blackadar	IGA L4 <13	3.9	12.600	1	3.0	8.700	3	2.9	9.750	3	3.8	12.350	1	3.0	11.350	2	2.8	11.150	1	19.4	65.900	3

Prince Edward Classic 2012

Island Gymnastics Academy ~ Charlottetown, PE ~ January 27, 28 & 29, 2012



Level 4 13+

ID #	Gymnast's Name	Club	Floor Sol			Pom. H. Arçons			Rings Anneaux			Vault Saut			Par. Bars Barres p			Hor. Bar Barre f			All Around Total AA		
			D	Score	Rk	D	Score	Rk	D	Score	Rk	D	Score	Rk	D	Score	Rk	D	Score	Rk			
385	Brandon Banks	IGA L4 13+	3.5	11.800	5	3.0	10.200	2	3.7	12.850	1	3.8	12.200	1-T	3.0	10.600	2	2.3	10.800	1	19.3	68.450	1
340	Cameron Arnold	Alta L4 13+	3.5	12.200	1	3.6	11.600	1	3.4	10.950	6	3.0	11.800	4-T	2.4	9.950	5	2.5	9.150	6	18.4	65.650	2
359	Blair miller	Alta L4 13+	3.4	12.000	2	3.6	10.100	3	3.4	11.950	4	3.0	11.500	6	2.7	10.000	4	2.1	9.700	4	18.2	65.250	3
349	Gareth Ellis	Alta L4 13+	3.4	11.900	3-T	3.3	8.750	6	3.6	12.300	2-T	3.4	12.050	3	2.4	9.900	6	2.0	9.350	5	18.1	64.250	4
396	Ted Landry	IGA L4 13+	3.4	11.900	3-T	3.0	9.450	4	3.5	11.750	5	3.0	11.800	4-T	2.7	8.950	7	2.6	9.850	3	18.2	63.700	5
384	Gabriel Arsenault	IGA L4 13+	3.4	9.700	8	3.0	9.000	5	3.7	12.300	2-T	3.8	12.200	1-T	3.1	10.950	1	2.2	7.200	7	19.2	61.350	6
395	Isaiah Jabbour	IGA L4 13+	3.2	11.200	6	3.0	8.150	7	3.1	9.250	7	3.0	10.080	8	2.4	10.300	3	2.5	10.600	2	17.2	59.580	7
365	Joel Cormier	Beausejour	3.4	10.900	7	3.0	4.750	8	2.7	8.050	8	3.4	11.250	7	2.2	8.800	8	1.4	6.950	8	16.1	50.700	8