








# Prince Edward Classic 2012

Island Gymnastics Academy ~ Charlottetown, PE ~ January 27, 28 &amp; 29, 2012

## HP Argo



ID #	Gymnast's Name	Club	City	YOB (Age)	Floor Sol 			Pom. H. Arçons 			Rings Anneaux 			Vault Saut 			Par. Bars Barres p 			Hor. Bar Barre f 			All Around Total 		
					D	Score	Rk	D	Score	Rk	D	Score	Rk	D	Score	Rk	D	Score	Rk	D	Score	Rk	D	Score	Rk
394	<b>Sam Gillis</b>	IGA - HP A	0		14.0	<b>11.200</b>	4	4.0	<b>12.900</b>	2	14.0	<b>11.000</b>	6-T	14.0	<b>13.750</b>	4	4.0	<b>12.000</b>	3	14.0	<b>10.900</b>	1	64.0	<b>71.750</b>	1
405	<b>Jack Ramsay</b>	IGA - HP A	0		14.0	<b>11.800</b>	2	4.0	<b>12.700</b>	3	14.0	<b>11.000</b>	6-T	14.0	<b>13.950</b>	2	4.0	<b>11.900</b>	4	14.0	<b>10.000</b>	2	64.0	<b>71.350</b>	2
342	<b>Christopher Bearne</b>	Alta - HP A	0		14.5	<b>13.000</b>	1	5.0	<b>13.700</b>	1	14.5	<b>12.800</b>	1	14.0	<b>14.050</b>	1	1.5	<b>9.800</b>	6	12.7	<b>7.900</b>	5	62.2	<b>71.250</b>	3
436	<b>Mitchell Hoover</b>	Titans - HP	0		14.0	<b>11.700</b>	3	4.0	<b>12.100</b>	6	14.0	<b>12.500</b>	2	14.0	<b>13.450</b>	6-T	4.0	<b>13.250</b>	1	14.0	<b>7.300</b>	6-T	64.0	<b>70.300</b>	4
446	<b>Merrick Seidel</b>	Titans - HP	0		14.0	<b>10.600</b>	5	4.0	<b>12.500</b>	4	14.0	<b>11.800</b>	5	14.0	<b>13.800</b>	3	3.3	<b>11.000</b>	5	14.0	<b>9.300</b>	3	63.3	<b>69.000</b>	5
348	<b>Vince E'entremont</b>	Alta	0		12.5	<b>10.500</b>	6	4.0	<b>12.200</b>	5	14.0	<b>12.200</b>	3-T	14.0	<b>13.450</b>	6-T	4.0	<b>12.500</b>	2	9.8	<b>7.300</b>	6-T	58.3	<b>68.150</b>	6
435	<b>Phillippe Gelinas</b>	Titans - HP	0		14.0	<b>10.200</b>	7	4.0	<b>11.800</b>	7	14.0	<b>12.200</b>	3-T	14.0	<b>13.700</b>	5		<b>7.500</b>	7	12.0	<b>8.500</b>	4	58.0	<b>63.900</b>	7

# Prince Edward Classic 2012

Session 7 - Level 1, Level 2 and HP Agro

Island Gymnastics Academy ~ Charlottetown, PE ~ January 27, 28 & 29, 2012

## Level 1 <12










ID #	Gymnast's Name	Club	City	YOB (Age)	Floor Sol			Pom. H. Arçons			Rings Anneaux			Vault Saut			Par. Bars Barres p			Hor. Bar Barre f			All Around Total AA		
					D	Score	Rk	D	Score	Rk	D	Score	Rk	D	Score	Rk	D	Score	Rk	D	Score	Rk	D	Score	Rk
382	<b>Benjamin Talbot</b>	Fundy - L1	0		9.6	<b>8.400</b>	3	5.0	<b>14.200</b>	2	15.0	<b>13.800</b>	1	15.0	<b>14.550</b>	10-T	5.3	<b>14.750</b>	1	15.0	<b>13.700</b>	2	64.9	<b>79.400</b>	1
383	<b>Patrick Talbot</b>	Fundy - L1	0		9.6	<b>8.500</b>	2	5.0	<b>14.500</b>	1	15.0	<b>13.100</b>	6	15.0	<b>14.650</b>	6	5.3	<b>14.700</b>	2	15.0	<b>13.400</b>	3-T	64.9	<b>78.850</b>	2
358	<b>Alex Miller</b>	Alta - L1	<10		9.8	<b>8.600</b>	1	5.0	<b>14.100</b>	3	15.0	<b>13.300</b>	4-T	15.0	<b>14.750</b>	2-T	5.0	<b>13.200</b>	14	15.0	<b>13.400</b>	3-T	64.8	<b>77.350</b>	3
380	<b>Thomas Gautreau</b>	Fundy - L1	0		9.6	<b>7.900</b>	7-T	4.5	<b>12.900</b>	4	15.0	<b>12.900</b>	8-T	15.0	<b>14.750</b>	2-T	5.0	<b>13.650</b>	10	15.0	<b>13.200</b>	5-T	64.1	<b>75.300</b>	4
419	<b>Zack Morris</b>	Spartans - I0			9.6	<b>7.200</b>	21-T	0.5	<b>12.300</b>	5	15.0	<b>13.000</b>	7	15.0	<b>14.700</b>	5	5.3	<b>13.750</b>	9	15.0	<b>13.800</b>	1	60.4	<b>74.750</b>	5
379	<b>Antoine Gautreau</b>	Fundy - L1	0		9.6	<b>7.800</b>	9-T	4.5	<b>11.700</b>	7	15.0	<b>13.300</b>	4-T	15.0	<b>14.600</b>	7-T	5.0	<b>13.800</b>	7-T	15.0	<b>12.700</b>	12	64.1	<b>73.900</b>	6
369	<b>Nathaniel Gallant</b>	Beausejour	0		9.6	<b>7.800</b>	9-T	4.5	<b>12.200</b>	6	15.0	<b>12.800</b>	11-T	15.0	<b>14.250</b>	16	5.0	<b>13.250</b>	13	15.0	<b>12.800</b>	11	64.1	<b>73.100</b>	7
387	<b>Isaac Bourque</b>	IGA - L1	<10		9.6	<b>7.800</b>	9-T	4.5	<b>10.300</b>	10	15.0	<b>12.700</b>	13-T	15.0	<b>14.800</b>	1	5.3	<b>14.200</b>	3	15.0	<b>13.100</b>	8-T	64.4	<b>72.900</b>	8
388	<b>Jacob Carver</b>	IGA - L1	<10		9.6	<b>8.100</b>	5	4.5	<b>9.400</b>	16	15.0	<b>13.400</b>	3	15.0	<b>14.400</b>	12-T	5.3	<b>13.800</b>	7-T	15.0	<b>13.200</b>	5-T	64.4	<b>72.300</b>	9
429	<b>Mathew Brown</b>	Titans - L1	0		9.6	<b>7.800</b>	9-T	0.5	<b>9.500</b>	13-T	15.0	<b>13.600</b>	2	15.0	<b>14.550</b>	10-T	5.3	<b>13.550</b>	11-T	15.0	<b>13.100</b>	8-T	60.4	<b>72.100</b>	10
426	<b>Nicholas Handrahan</b>	Summersid	0		9.6	<b>7.800</b>	9-T	0.5	<b>10.600</b>	8	15.0	<b>12.500</b>	17-T	15.0	<b>14.350</b>	14	5.0	<b>13.550</b>	11-T	15.0	<b>13.200</b>	5-T	60.1	<b>72.000</b>	11
425	<b>Tanner Clow</b>	Summersid	0		9.6	<b>8.300</b>	4	0.5	<b>10.000</b>	11	15.0	<b>12.800</b>	11-T	15.0	<b>14.750</b>	2-T	5.3	<b>13.000</b>	16	15.0	<b>13.000</b>	10	60.4	<b>71.850</b>	12
404	<b>Trent Quinn</b>	IGA - L1	<10		9.6	<b>7.200</b>	21-T	4.5	<b>10.500</b>	9	15.0	<b>12.600</b>	15-T	15.0	<b>13.950</b>	19-T	5.3	<b>14.000</b>	4	15.0	<b>12.400</b>	15-T	64.4	<b>70.650</b>	13
397	<b>Stuart Lawther</b>	IGA - L1	<10		9.6	<b>7.800</b>	9-T	4.5	<b>9.000</b>	22	15.0	<b>12.600</b>	15-T	15.0	<b>14.200</b>	17-T	5.3	<b>13.850</b>	5-T	15.0	<b>12.600</b>	13	64.4	<b>70.050</b>	14
427	<b>Murphy MacArthur</b>	Summersid	0		9.6	<b>7.800</b>	9-T	0.5	<b>9.700</b>	12	15.0	<b>12.900</b>	8-T	15.0	<b>14.200</b>	17-T	5.0	<b>12.850</b>	17-T	15.0	<b>12.400</b>	15-T	60.1	<b>69.850</b>	15
368	<b>Maxime Dallaire</b>	Beausejour	0		9.6	<b>8.000</b>	6	4.5	<b>9.300</b>	17-T	15.0	<b>12.500</b>	17-T	15.0	<b>14.600</b>	7-T	4.2	<b>12.850</b>	17-T	15.0	<b>11.700</b>	21	63.3	<b>68.950</b>	16
421	<b>Hayden Payson</b>	Spartans - I0			9.6	<b>7.900</b>	7-T	0.5	<b>9.500</b>	13-T	15.0	<b>12.500</b>	17-T	15.0	<b>13.950</b>	19-T	5.0	<b>12.550</b>	23	15.0	<b>12.300</b>	19-T	60.1	<b>68.700</b>	17
376	<b>Anderson Pritchard</b>	Cygnus - L1	0		9.8	<b>7.800</b>	9-T	4.5	<b>9.300</b>	17-T	15.0	<b>12.900</b>	8-T	15.0	<b>14.300</b>	15	5.0	<b>12.700</b>	20	15.0	<b>11.000</b>	24-T	64.3	<b>68.000</b>	18
417	<b>Lee Gilbert</b>	Spartans - I0			9.6	<b>6.800</b>	24	0.5	<b>9.500</b>	13-T	15.0	<b>12.500</b>	17-T	15.0	<b>13.450</b>	21	5.0	<b>12.600</b>	21-T	15.0	<b>12.500</b>	14	60.1	<b>67.350</b>	19
392	<b>Ben Davidson</b>	IGA - L1	<10		9.6	<b>7.700</b>	17	4.5	<b>8.900</b>	23	15.0	<b>12.700</b>	13-T	15.0	<b>12.950</b>	25	5.0	<b>13.100</b>	15	15.0	<b>11.500</b>	23	64.1	<b>66.850</b>	20
375	<b>Jonathan Carew</b>	Cygnus - L1	0		9.8	<b>7.600</b>	18-T	4.5	<b>9.300</b>	17-T	15.0	<b>11.700</b>	24	15.0	<b>14.400</b>	12-T	5.0	<b>11.100</b>	27	15.0	<b>11.600</b>	22	64.3	<b>65.700</b>	21
444	<b>Matthew Sampson</b>	Titans - L1	0		9.6	<b>7.600</b>	18-T	0.5	<b>8.500</b>	24-T	15.0	<b>12.000</b>	22-T	15.0	<b>13.300</b>	22	5.0	<b>11.800</b>	26	15.0	<b>12.400</b>	15-T	60.1	<b>65.600</b>	22
398	<b>Devon MacDoanid</b>	IGA - L1	<10		9.6	<b>6.600</b>	25	4.5	<b>8.500</b>	24-T	15.0	<b>11.300</b>	25-T	15.0	<b>12.500</b>	26-T	5.0	<b>13.850</b>	5-T	15.0	<b>12.300</b>	19-T	64.1	<b>65.050</b>	23
371	<b>Javier Reyes-Landry</b>	Beausejour	0		9.6	<b>7.000</b>	23	4.5	<b>9.200</b>	21	12.6	<b>12.500</b>	17-T	15.0	<b>13.000</b>	23-T	4.2	<b>11.900</b>	25	15.0	<b>11.000</b>	24-T	60.9	<b>64.600</b>	24
422	<b>Zac Reyes</b>	Spartans - I0			9.6	<b>7.600</b>	18-T	0.5	<b>8.500</b>	24-T	15.0	<b>9.600</b>	28	15.0	<b>13.000</b>	23-T	5.0	<b>12.600</b>	21-T	15.0	<b>12.400</b>	15-T	60.1	<b>63.700</b>	25
428	<b>Matteo Bright</b>	Titans - L1	0		8.1	<b>5.600</b>	28	0.5	<b>8.500</b>	24-T	15.0	<b>11.300</b>	25-T	15.0	<b>14.600</b>	7-T	5.0	<b>10.950</b>	28	15.0	<b>11.000</b>	24-T	58.6	<b>61.950</b>	26
370	<b>Ben Perreault</b>	Beausejour	0		8.1	<b>6.000</b>	27	4.5	<b>9.300</b>	17-T	15.0	<b>11.200</b>	27	15.0	<b>12.000</b>	28	5.0	<b>12.850</b>	17-T	15.0	<b>9.600</b>	27	62.6	<b>60.950</b>	27
373	<b>Loic Roy-Seger</b>	Beausejour	0		9.6	<b>6.400</b>	26	4.5	<b>8.500</b>	24-T	13.5	<b>12.000</b>	22-T	15.0	<b>12.500</b>	26-T	5.0	<b>12.150</b>	24				47.6	<b>51.550</b>	28

# Prince Edward Classic 2012

Island Gymnastics Academy ~ Charlottetown, PE ~ January 27, 28 & 29, 2012

## Level 1 12+



ID #	Gymnast's Name	Club	City	YOB (Age)	Floor Sol 			Pom. H. Arçons 			Rings Anneaux 			Vault Saut 			Par. Bars Barres p 			Hor. Bar Barre f 			All Around Total 		
					D	Score	Rk	D	Score	Rk	D	Score	Rk	D	Score	Rk	D	Score	Rk	D	Score	Rk	D	Score	Rk
360	<b>Andrew Moffatt</b>	Alta - L1	12 0		9.8	<b>8.400</b>	1	4.5	<b>13.000</b>	1	15.0	<b>13.100</b>	3	15.0	<b>14.600</b>	1	5.0	<b>13.700</b>	4	15.0	<b>12.300</b>	4	64.3	<b>75.100</b>	1
352	<b>Miguel Hernandez</b>	Alta - L1	12 0		9.8	<b>8.200</b>	2	4.5	<b>12.100</b>	4	15.0	<b>13.900</b>	1	15.0	<b>13.050</b>	5	5.3	<b>13.800</b>	3	15.0	<b>12.900</b>	2	64.6	<b>73.950</b>	2
402	<b>Ryan McKenna</b>	IGA - L1	12 0		9.6	<b>7.600</b>	5-T	4.5	<b>12.200</b>	3	15.0	<b>12.400</b>	4-T	15.0	<b>13.600</b>	3-T	5.3	<b>14.050</b>	2	15.0	<b>13.000</b>	1	64.4	<b>72.850</b>	3
415	<b>Bryce Ross</b>	Kippers - L	0		9.6	<b>8.100</b>	3	0.5	<b>11.000</b>	5	15.0	<b>13.700</b>	2	15.0	<b>12.450</b>	6	5.3	<b>14.100</b>	1	15.0	<b>12.800</b>	3	60.4	<b>72.150</b>	4
438	<b>Joseph Lahey</b>	Titans - L1	0		9.6	<b>8.000</b>	4	0.5	<b>12.700</b>	2	15.0	<b>12.300</b>	6	15.0	<b>13.600</b>	3-T	5.0	<b>12.200</b>	6	15.0	<b>11.700</b>	5	60.1	<b>70.500</b>	5
364	<b>Nicholas Athens</b>	Beausejour	0		9.6	<b>7.600</b>	5-T	4.5	<b>9.300</b>	6	15.0	<b>12.400</b>	4-T	15.0	<b>14.350</b>	2	5.0	<b>12.450</b>	5	15.0	<b>11.400</b>	6	64.1	<b>67.500</b>	6

# Prince Edward Classic 2012

Session 7 - Level 1, Level 2 and HP Agro

Island Gymnastics Academy ~ Charlottetown, PE ~ January 27, 28 & 29, 2012

## Level 2



ID #	Gymnast's Name	Club	City	YOB (Age)	Floor Sol			Pom. H. Arçons			Rings Anneaux			Vault Saut			Par. Bars Barres p			Hor. Bar Barre f			All Around Total AA		
					D	Score	Rk	D	Score	Rk	D	Score	Rk	D	Score	Rk	D	Score	Rk	D	Score	Rk	D	Score	Rk
412	<b>Eric Duguay</b>	Kingswood 0			8.7	<b>6.900</b>	3		<b>17.900</b>	3	15.6	<b>13.900</b>	4-T	15.0	<b>14.500</b>	2	5.0	<b>12.900</b>	6	15.0	<b>13.400</b>	2	59.3	<b>79.500</b>	1
447	<b>Jeremy Sutherland</b>	Titans - L2 0			8.7	<b>6.700</b>	5		<b>18.100</b>	2	15.6	<b>14.100</b>	3	14.0	<b>13.450</b>	11	5.5	<b>14.400</b>	2-T	15.0	<b>12.500</b>	5	58.8	<b>79.250</b>	2
413	<b>Tiago Geldart</b>	Kingswood 0			7.8	<b>6.000</b>	8-T		<b>18.200</b>	1	15.3	<b>13.400</b>	8	15.0	<b>14.550</b>	1	5.0	<b>13.700</b>	4	15.0	<b>13.300</b>	3	58.1	<b>79.150</b>	3
443	<b>Endi Rexhepi</b>	Titans - L2 0			8.7	<b>6.200</b>	7		<b>17.200</b>	6	15.3	<b>13.000</b>	10-T	14.0	<b>14.000</b>	5	5.5	<b>14.550</b>	1	15.0	<b>13.500</b>	1	58.5	<b>78.450</b>	4
361	<b>Cassian Otfinowski</b>	Alta - L2 0			9.6	<b>8.100</b>	2		<b>17.300</b>	5	15.6	<b>14.300</b>	1	14.0	<b>13.500</b>	10	5.5	<b>14.400</b>	2-T	15.5	<b>10.300</b>	11	60.2	<b>77.900</b>	5
366	<b>Evan Crossman</b>	Beausejour 0			7.8	<b>6.800</b>	4		<b>16.800</b>	8	15.3	<b>13.600</b>	7	15.0	<b>14.300</b>	3-T	5.0	<b>12.450</b>	8	15.0	<b>11.700</b>	7	58.1	<b>75.650</b>	6
411	<b>Jamie Corbett</b>	Kingswood 0			8.7	<b>6.500</b>	6		<b>17.700</b>	4	15.6	<b>13.100</b>	9	15.0	<b>13.850</b>	7	2.0	<b>10.700</b>	9	15.0	<b>13.100</b>	4	56.3	<b>74.950</b>	7
410	<b>Giffin Clark</b>	Kingswood 0			7.8	<b>6.000</b>	8-T		<b>16.900</b>	7	15.3	<b>13.700</b>	6	15.0	<b>13.900</b>	6	2.0	<b>10.300</b>	10	15.0	<b>12.200</b>	6	55.1	<b>73.000</b>	8
445	<b>Carter Seidel</b>	Titans - L2 0			8.7	<b>5.500</b>	10		<b>13.700</b>	14	15.6	<b>13.900</b>	4-T	14.0	<b>12.450</b>	13	5.0	<b>13.600</b>	5	12.0	<b>8.900</b>	14	55.3	<b>68.050</b>	9
367	<b>Joshua Daigle</b>	Beausejour 0			7.8	<b>4.700</b>	13-T		<b>16.000</b>	10-T	15.0	<b>12.000</b>	18	15.0	<b>14.300</b>	3-T	2.0	<b>10.000</b>	11	15.0	<b>10.800</b>	9	54.8	<b>67.800</b>	10
424	<b>Samuel Trenholm</b>	Spartans - I0			7.8	<b>4.800</b>	11-T		<b>15.400</b>	12	15.0	<b>12.800</b>	12-T	14.0	<b>13.650</b>	9	5.0	<b>12.750</b>	7	12.0	<b>8.300</b>	17	53.8	<b>67.700</b>	11
416	<b>Quinn Cashen</b>	Spartans - I0			7.8	<b>4.800</b>	11-T		<b>16.700</b>	9	15.0	<b>12.600</b>	15	14.0	<b>11.600</b>	16-T	2.0	<b>9.600</b>	13	15.0	<b>11.100</b>	8	53.8	<b>66.400</b>	12
355	<b>Bryan MacFarland</b>	Alta - L2 0			9.6	<b>8.400</b>	1		<b>14.200</b>	13	15.6	<b>14.200</b>	2	14.0	<b>9.650</b>	18	0.5	<b>9.050</b>	15	15.0	<b>10.200</b>	12	54.7	<b>65.700</b>	13
431	<b>Matthew DeViller</b>	Titans - L2 0			6.3	<b>3.100</b>	18		<b>13.600</b>	15	15.0	<b>12.400</b>	16	14.0	<b>12.750</b>	12	2.0	<b>9.800</b>	12	15.0	<b>9.600</b>	13	52.3	<b>61.250</b>	14
434	<b>Andrew Gallant</b>	Titans - L2 0			7.8	<b>4.700</b>	13-T		<b>13.400</b>	16	15.0	<b>13.000</b>	10-T	14.0	<b>12.050</b>	14	2.0	<b>9.300</b>	14	12.0	<b>8.600</b>	15	50.8	<b>61.050</b>	15
420	<b>Zander Morris</b>	Spartans - I0			7.8	<b>4.300</b>	16		<b>16.000</b>	10-T	15.0	<b>12.100</b>	17	14.0	<b>13.700</b>	8	0.5	<b>7.900</b>	18	10.0	<b>6.000</b>	18	47.3	<b>60.000</b>	16
437	<b>Isaiah Jarvis</b>	Titans - L2 0			7.2	<b>4.600</b>	15		<b>13.300</b>	17	15.3	<b>12.800</b>	12-T	14.0	<b>11.950</b>	15	0.5	<b>8.250</b>	17	12.0	<b>8.500</b>	16	49.0	<b>59.400</b>	17
372	<b>Olivier Robichaud</b>	Beausejour 0			7.8	<b>4.000</b>	17		<b>11.300</b>	18	15.0	<b>12.800</b>	12-T	15.0	<b>11.600</b>	16-T	0.5	<b>8.700</b>	16	15.0	<b>10.600</b>	10	53.3	<b>59.000</b>	18